


Sample of Shell Crafts Made in the Project



Scenes of Shell Craft Making Workshop



We recommend using Eco-Tag for coastal resource management



Fisheries Department promotes using Eco-Tags with local shell crafts to local producers and retailers. Eco-Tags have two following purposes for coastal communities.

- ❖ It shows that your shell crafts are really made in local communities and contribute to coastal resource management; and,
- ❖ Local communities can collect a portion of their sale profits for coastal resource management activities by selling Eco-Tags to producers and retailers.

Contact for Further Information on Shell Craft Making

Capture and Development Division
Fisheries Department
PO Box 9045, Port Vila
Tel. +678-23621, Fax. +678-23641



Technical Booklet Sea Shell Craft Making






Project for Promotion of Grace of the Sea in Coastal Villages, Phase 2

Vanuatu Fisheries Department
Japan International Cooperation Agency
IC Net Limited

Equipment and Materials

	
Handy Drill Set	Grinder
	
Sand Paper	Eye Glace & Mask
	
Polishing Cream	Radio Pliers

Caution on Shell Craft Making

	Check shell size when using trochus for craft making. Allowable harvest size of trochus shells is more than 9 cm width.
	Wear eye glace and mask for safety, when working for shell craft making.
	Draw / cut in proper shape on polished shell to reduce unused parts.


1. Polish by grinder

Polish shells until pearl layer appears.



2. Cut by handy drill

Cut a shell in design and round cutting edges




3. Polish by sand paper

Polish the surface of shell pieces to be shining.



4. Make a hole by handy drill

Make a hole on shell piece to put fittings.



5. Polish by polishing cream

Polish a shell piece with polishing cream by cloth to be much smooth and shining.




6. Put fitting on shell pieces

Put accessory fitting (earring, chain, etc.) on a hole of shell.



7. Put tag on shell crafts

To certify as local products, put tags on shell crafts to attract visitors or tourists.



8. Sell shell crafts at markets

Sell shell crafts with tags at local markets.

